

INTELLIGENT COVERAGE ANGLE
Next generation Directivity Pattern Control

Reference axis at 30degrees with a broader listening window of +/-30V and +/-55H degrees allows ideal coverage for most listening spaces

MODEL R2ic




TECHNICAL SPECIFICATIONS



A great solution for high end Dolby Atmos, DTS:X, and Auro-3D applications. The R2ic is a simplified 2-way version of the R3ic, featuring an innovative new waveguide array controlling Mid/High frequencies, centered by our 28mm silk dome tweeter. Optimized for in-ceiling applications where a 30 degree reference axis is desired as well as larger listening window in the direction towards the listening space. Extremely versatile - Can be used as L,C,R, surround, height, or wide channel speaker. Once again, all transducers were developed ground up by our engineers sharing largely from with R-Series, based on decades of research, culminating in this world class design. Utilizing advanced Comsol acoustical modeling, the result is one of the most technologically advanced in-ceiling loudspeakers available. This new tweeter/waveguide DPC-Array delivers amazing accuracy, smoothness, and directivity control to handle the critical vocal range and delicate treble. The R2ic also benefits from our unique and proprietary timbre matching technique across the entire R-Series.

- Enclosure Alignment**
2-way infinite baffle, optional rear enclosure
- Driver compliment**
- DPC Array**
28mm silk dome tweeter
- Woofers**
165mm Alum frame, HPF pulp
- Sensitivity**
86.0dB / 2.83v / 1.0m
- Impedance**
6 Ω nominal / 3.6 Ω min
- Coverage Window (from 30deg Ref)**
Horizontal: +/-55 deg
Vertical: +/-30 deg
- Response Linearity**
100 - 10kHz +/-1.5dB window
- Frequency Response**
44 - 27kHz (-6dB)
31 - 32kHz (-10dB)

- Typical In Room bass extension**
32Hz (-6dB)
22Hz (-10dB)
- Overall Dimensions (with grille)**
343.3 diam x 153.1mm depth
13.5" diam x 6.0" depth
- Recommended cutout**
305mm diameter
12" diameter
- Weight**
11.8lbs. (5.4kg)
- Recommended Amplifier Power**
50 - 150W (with 80Hz HPF)
50 - 100W (full range)
- SPL capability @1m (100-20kHz)**
109.5dB peak
109.0dB peak <3% 2nd, 3rd Harmonics
- Certification**
THX Ultra

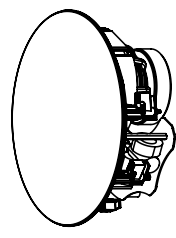
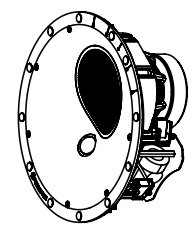
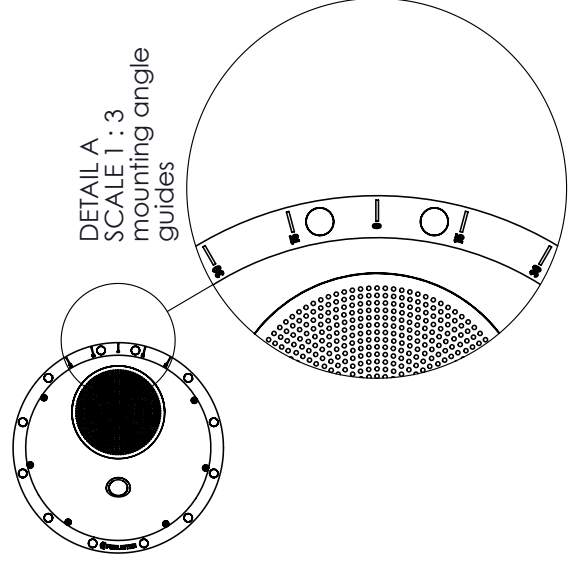
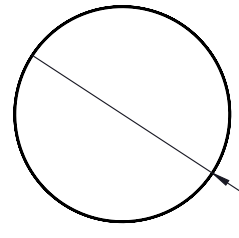
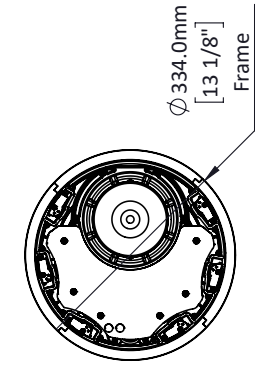
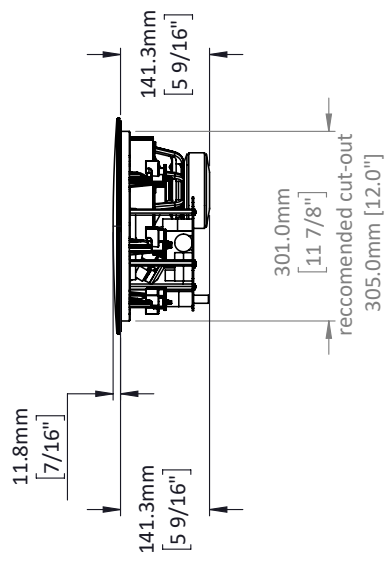


Newly developed waveguide array
* Patent Pending



HPF - Hybrid Pulp Formulation.
Diaphragms made from mixed long fiber hardwood, bamboo and wool

- Notes:
1. mtg depth: 5-9/16" (141.3)
 2. min stud size: 2x6"
 3. mounting diameter: 11-7/8" (301.0)
 4. recommended cutout: 12" (305mm)
 5. recommended drywall thickness: 5/8" (15.9) - 1-1/2" (38.1)
 6. mounting leg clamp range: 1/2" (12.7) - 1-5/8" (41.2)



REV.	DESCRIPTION	DATE
1	added detail view	8/25/2023

NAME	DATE
	8/25/2023
TITLE: Dimensions	
SIZE	DWG. NO.
A	Perlisten_R2ic_Architectural
SCALE: 1:10	REV 1
SHEET 1 OF 1	

PROPRIETARY AND CONFIDENTIAL
 THE INFORMATION CONTAINED IN THIS DRAWING IS THE SOLE PROPERTY OF PERLISTEN AUDIO, LLC. ANY REPRODUCTION IN PART OR AS A WHOLE WITHOUT THE WRITTEN PERMISSION OF PERLISTEN AUDIO, LLC IS PROHIBITED.
 © 2023 PERLISTEN AUDIO, LLC. ALL RIGHTS RESERVED. DO NOT SCALE DRAWING.